

All you need to know before the



INTERNATIONAL SCHOOLS DEBATING LEAGUE

Brought to you by the RISS Debate Club



ISDL 2022

Experiences of previous participants:



«We learnt that in debating, you should not necessarily debate along laws, but more the reasons behind laws»



«Thank you for organizing the tournament, we had a great time and thought the experience was very educational»

Table of contents

Introduction

4

Practical information

- Location
- Schedule
- Leagues
- Registration fee

5-6

Tournament format

- Junior League
- Senior League
- POI policy

7-9

Motions

9

Workshops

10

Judging

- Marks
- Content
- Style
- Strategy
- Range of marks

11-12



Introduction

Dear participants,

We are extremely excited that you are a part of the third edition of the International Schools Debating League.

We are Devin van den Berg, a former Chief adjudicator of the World Schools Debating Championships, and Mare van den Putte, a former Dutch University Debate Champion. We are in charge of the Debate Club at the Rotterdam International Secondary School.

By now, we have been a part of the global debating community for almost a decade. One of the things we've noticed is that in the Netherlands there is a lack of English debate tournaments for secondary school students. In an attempt to make debating more accessible for non-Dutch speakers, we

have launched an initiative: the International Schools Debating League!

We hope that this event will inspire and fuel the debating community!

Good luck!



Practical information

REGISTRATION FEE

By no means is this a profit-driven event, however we charge a **registration fee** of 20 euros per debater to cover the costs and compensate the expenses of our volunteers. The expert judges that join us do so on a voluntary basis. We believe the least we can do is compensate them for their travel costs. On top of that the money will be used for supplying lunch for the debaters and other tournament related expenses. If you have any questions about this please let us know. If the fee hinders any debaters from participating, send us a message so we can see if a fee waiver would be possible.

LEAGUES

The tournament will have a junior division for grades 6 until 9, and a senior division for grades 10 until 12. The junior team can have between 4-6 team members. The senior team can consist of 3-4 members.

LOCATION

At De Nieuwe Internationale School Esprit (DENISE)
Piet Mondriaanstraat 140, 1061 TT Amsterdam

Schedule


Below you can find the schedule for the day (December 10 2022).

9:30	Registration opens
10:00	Start workshops (optional)
11:00	Registration closes (if you skip the workshop)
11:30	Opening ceremony
12:00	Start Round 1 - prepared (10 minutes to go over notes, start at 12:10)
13:10	Lunch
13:40	Start preparation time Round 2
14:00	Start Round 2 - impromptu
15:00	Short break
15:25	Start Round 3 - prepared (10 minutes to go over notes, start at 15:35)
16:35	Closing ceremony


Tournament format

JUNIOR LEAGUE

Opening speech
3 min




Opening speech
3 min



Raise hand and make a 30 sec.
Remark.

8 min



Closing speech
2 min



Closing speech
2 min

The tasks of the speakers

Proposition opening speech

- Define the motion
- Present a plan/model
- Present own arguments

Opposition opening speech

- Present stance
- Rebut arguments prop
- Present own arguments

Debaters during the floor debate

- Rebut the other team's points or bring up new points/examples

Proposition closing speech

- Summarize the debate

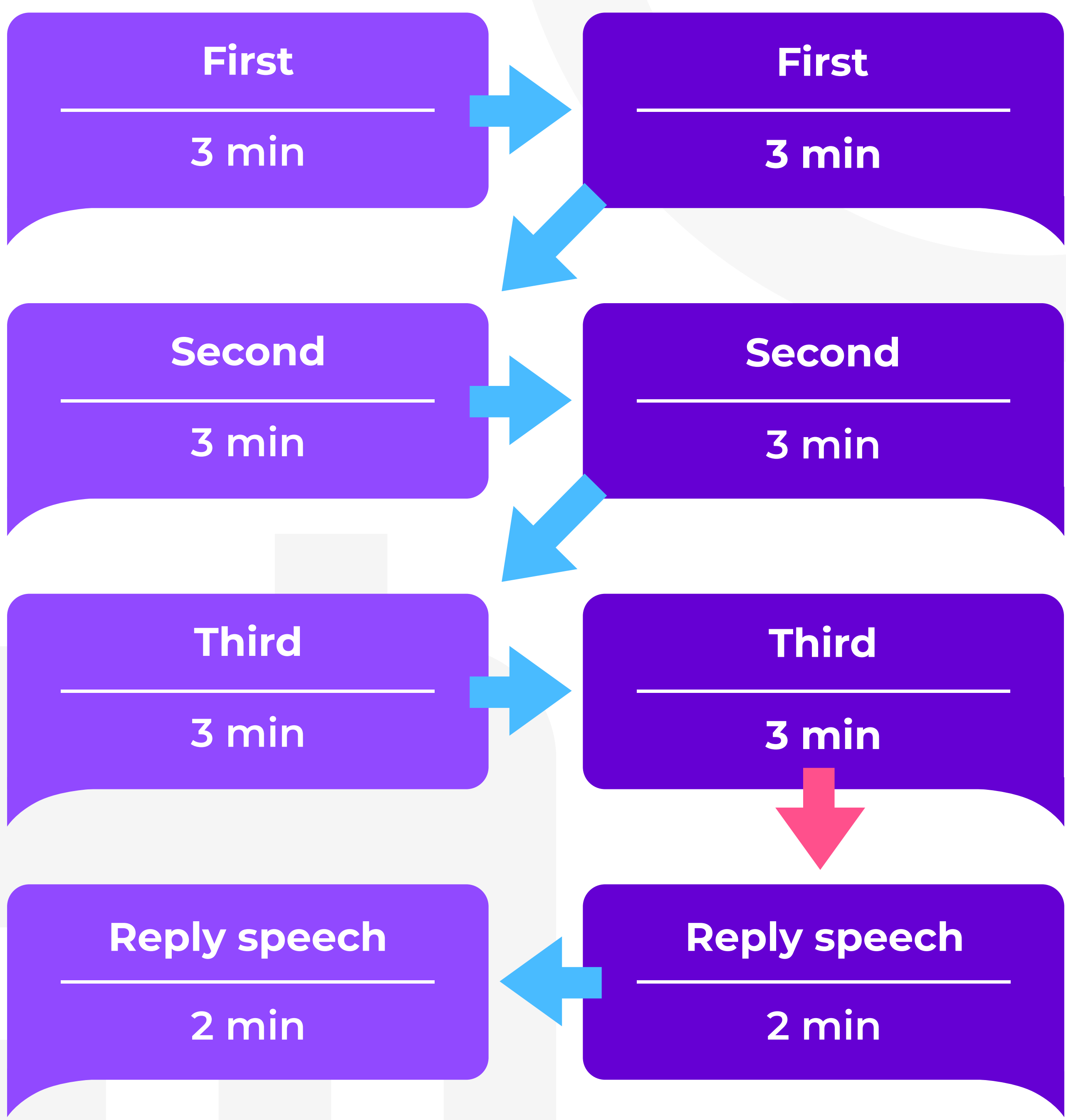
Opposition closing speech

- Summarize the debate

It is important to note that **it is not allowed** for one speaker to give both the opening and the closing speech. Other speakers (that don't give a speech) are expected and encouraged to actively participate during the floor debate.

SENIOR LEAGUE

The senior team can have between 3-5 team members.
The debate goes as follows:



The tasks of the speakers

Prop 1st speech	<ul style="list-style-type: none"> • Define the motion • Present a plan/model • Present own arguments
Opp 1st speech	<ul style="list-style-type: none"> • Present stance • Rebut arguments prop • Present own arguments
Prop 2nd speech	<ul style="list-style-type: none"> • Repair own arguments • Rebut arguments opp • Present third argument
Opp 2nd speech	<ul style="list-style-type: none"> • Repair own arguments • Rebut arguments prop • Present third argument
Prop 3rd speech	<ul style="list-style-type: none"> • Repair own arguments • Rebut arguments opp • Weigh off arguments
Opp 3rd speech	<ul style="list-style-type: none"> • Repair own arguments • Rebut arguments prop • Weigh off arguments
Opp reply speech	<ul style="list-style-type: none"> • Summarize the debate
Prop reply speech	<ul style="list-style-type: none"> • Summarize the debate

It is important to note that the reply speech can be delivered either by the 1st/2nd speaker, or by a new speaker. Therefore four debaters can speak in this format per round. Team members that are not speaking during the round can be in the audience.

POI policy

In the Senior League Points of Information (POIs) are allowed. POIs allow for direct engagement between speakers. During a speech of one of the opponents you can stand up to offer a short question (max. 15 seconds) to the speaker. After your point has been answered you sit down again, there is no direct dialogue with the speaker.

POIs can not be asked during a reply speech.



MOTIONS

Every debate starts with a motion. There are different types of motions and understanding the types is important for creating a winning debate strategy. How do you tackle a motion?

It's important to understand that each motion starts with TH or This House. This is because the motion proposes what this House or 'the government' stands for. Just like in politics the other side is the opposition.

The type of motion, which plays a big role in how a debate functions, can range widely from very specific policy proposals to broad philosophical discussions.

We will distinguish two types of motions for this tournament.

- **Value Judgement**

A motion about a value usually starts with THBT, which means "This House believes that". The team needs to argue whether the motion is true or false.

- **Policy**

A motion about a policy usually starts with THW, which means "This House would". The proposition should explain what this policy looks like and how it is likely to be implemented. Policy debates are not only about whether something is good or bad, but also about whether this outcome can be achieved with the plan of the proposition.

ROUND 1

Junior League

THW require teenagers to stay with a family with a different cultural background for a month

Senior League

THBT diversity quotas for university admissions are a good thing

ROUND 3

Junior League


THW not give development aid to dictatorships

Senior League

THW not give development aid to dictatorships

If you have any questions about these motions, please send an email to info@isd.nl

Workshops

The background of the slide is a photograph of students in a workshop setting. A young man with curly hair is smiling on the left, and a young woman with long brown hair is looking towards the camera in the center. Other students are visible in the background, some sitting at tables. The image is partially covered by a purple overlay where the text is placed.

As stated before, we want this event to introduce students to the world of competitive debating. Because this is a learning experience we will provide two workshops, one for students and one for teachers.

Student workshop: Introduction to the debate format and tips!
Teacher workshop: Introduction to competitive debating

The workshops will be optional but everyone is encouraged to participate! There will be a later opportunity to sign up for the workshop if your school is interested.

Judging

MARKS

Both the junior and senior league will be judged on the same categories. Marks are awarded to each speaker as follows:

	Substantive speeches	Reply/closing speech	Floor debate (Junior League)
Content	32	16	64
Style	32	16	64
Strategy	16	8	32
TOTAL	80	40	160

For the JL closing speech and the SL reply speech the marks are halved. For the ‘Floor debate’ phase in the JL the points are doubled (this phase is evaluated as two substantantive speeches).

The marks range from 60 until 80 points. This is further elaborated below, see ‘Range of marks’.

CONTENT

Content covers the arguments that are used, divorced from the speaking style. It is as if you are seeing the arguments written down rather than spoken. You must assess the weight of the arguments without being influenced by the magnificence of the orator that presented them.

STYLE

Style covers the way the speakers speak. The style of a speaker may be determined by their pace, intonation, body language, choice of words, eye contact etcetera.

STRATEGY

Strategy covers two concepts, mainly the structure and timing of the speech, and whether the speaker has understood the issues of the debate.

RANGE OF MARKS

	Overall (/80)	Content (/32)	Style (/32)	Strategy (/16)
Exceptional	80	32	32	16
Excellent	76-79	31	31	15-16
Extremely Good	74-75	30	30	15
Very Good	71-73	29	29	14-15
Good	70	28	28	14
Satisfactory	67-69	27	27	13-14
Competent	65-66	26	26	13
Pass	61-64	25	25	12-13
Improvement Needed	60	24	24	12